

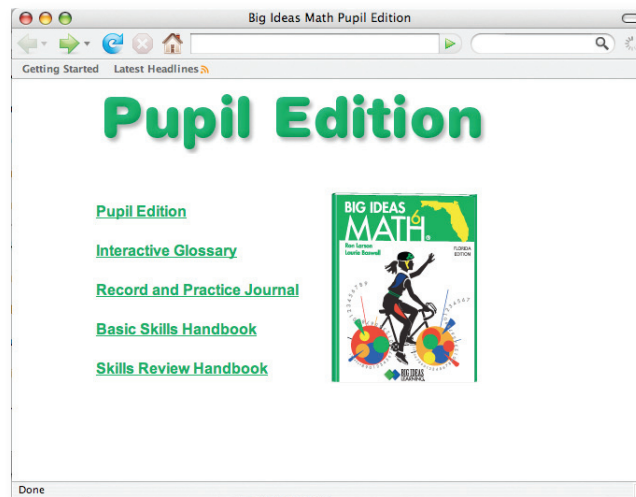
FEATURES OF THE STANDALONE PUPIL EDITION

BIG IDEAS
MATH[®]

Goal: To present several features of the *Standalone Pupil Edition*

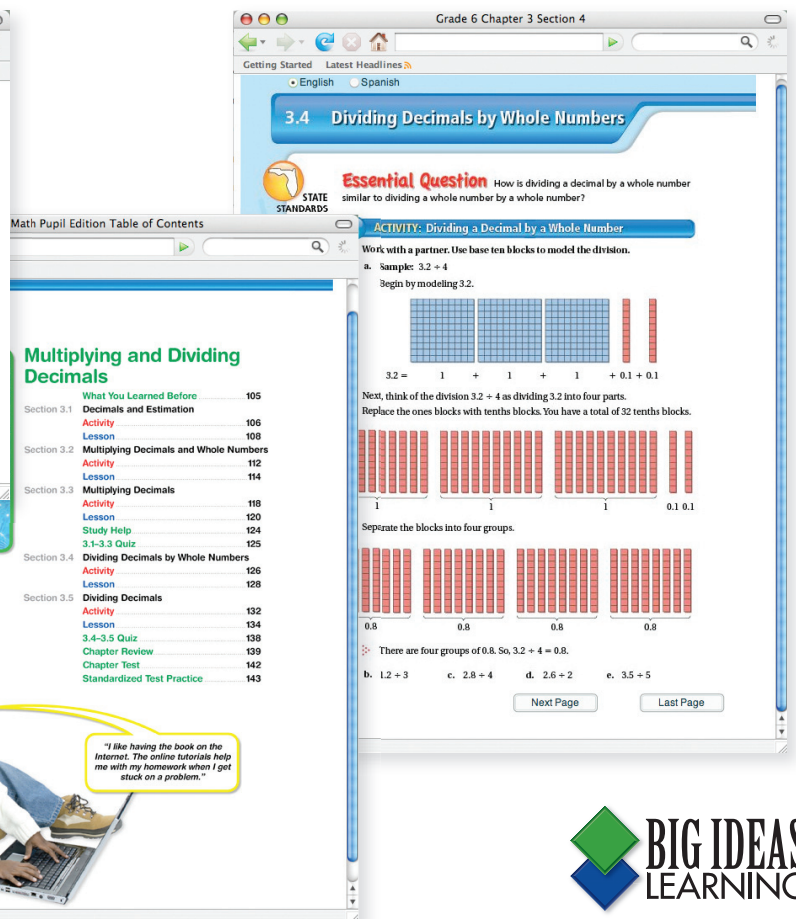
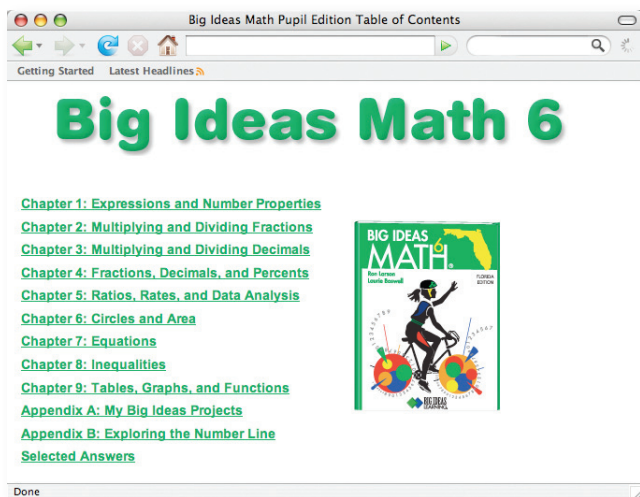
1

Start the *Standalone Pupil Edition*. Five features are available: the *Pupil Edition*, the *Interactive Glossary*, the *Record and Practice Journal*, the *Basic Skills Handbook*, and the *Skills Review Handbook*.



2

Click **Pupil Edition**. The *Standalone Pupil Edition* is the entire textbook. Audio accompanies the textbook in this electronic format.

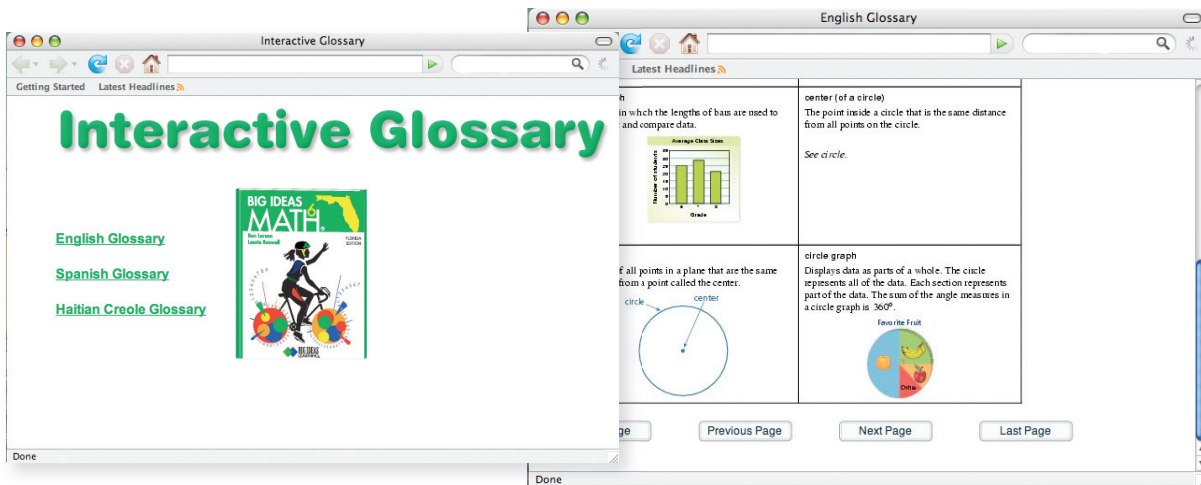


BIG IDEAS
LEARNING[®]

Copyright © Big Ideas Learning, LLC

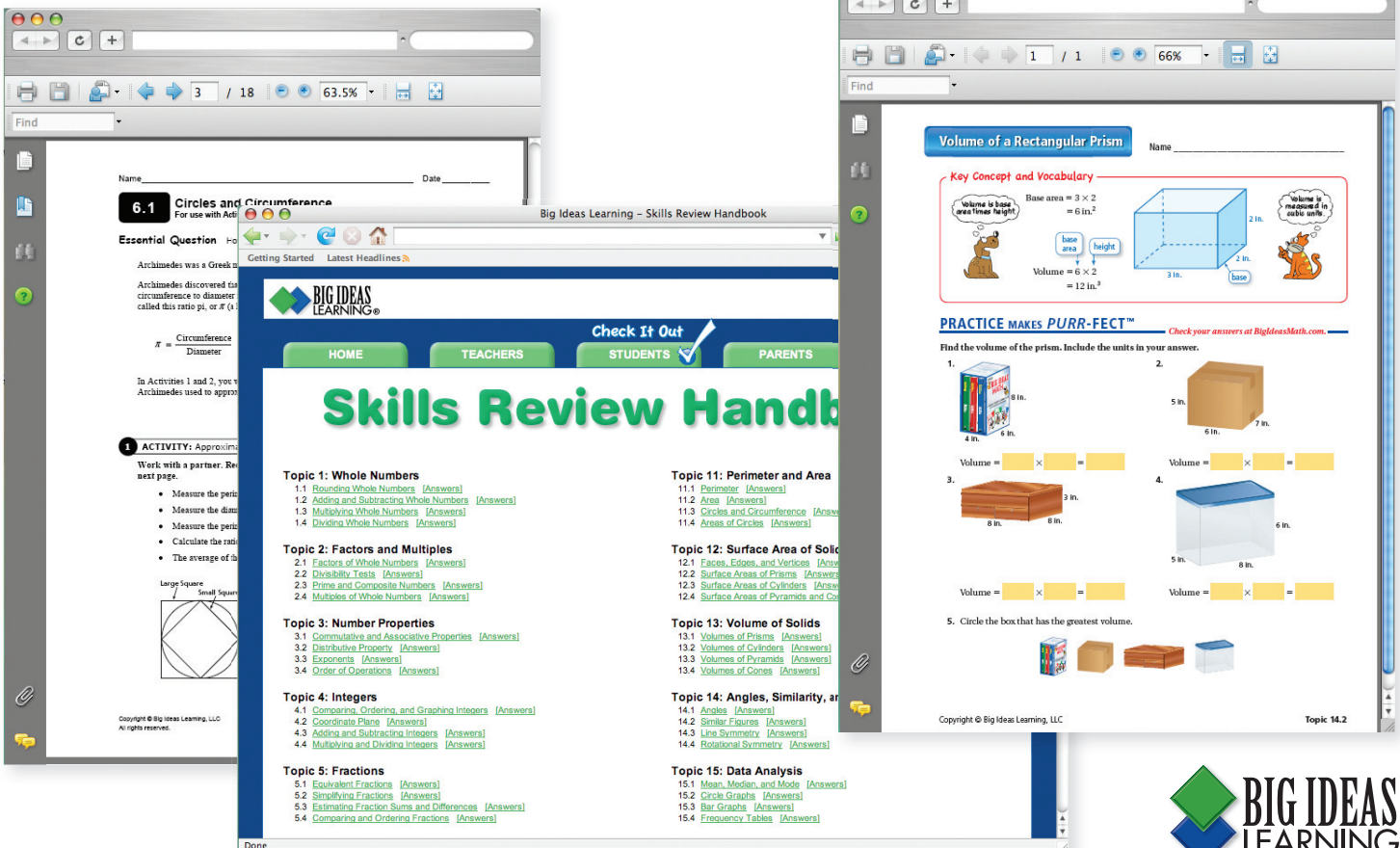
3

From the main menu shown in **Step 1**, click **Interactive Glossary**. Audio also accompanies the glossary in this electronic format. Audio is available in English, Spanish, and Haitian Creole.



4

The Standalone Pupil Edition also offers three print supplements: the *Record and Practice Journal*, the *Basic Skills Handbook*, and the *Skills Review Handbook*. These supplements can be accessed from the main menu shown in Step 1.



On Your Own: Follow the steps to open a page in the *Skills Review Handbook*.

- Start the *Standalone Pupil Edition*.
- Click **Skills Review Handbook**.
- Click 12.1 **Faces, Edges, and Vertices**.

The screenshot shows a web browser window displaying a math worksheet. The browser's address bar is empty, and the page title is "REVIEW: Faces, Edges, and Vertices". The worksheet includes a "Key Concept and Vocabulary" section with a diagram of a rectangular prism and the formula $F + V = E + 2$. It also features a "Visual Model" section for a rectangular prism with $F = 6$, $V = 8$, and $E = 12$. The "Skill Examples" section contains three problems involving pyramids. The "Application Example" section asks for the number of vertices of an icosahedron. The "PRACTICE MAKES PURR-FECT™" section contains six problems (4-6) for triangular, pentagonal, and octahedrons, and three problems (7-9) for a dodecahedron, icosidodecahedron, and octagonal prism. Problem 10 involves a soccer ball (truncated icosahedron). The page footer includes "Copyright © Big Ideas Learning, LLC" and "Topic 12.1".

REVIEW: Faces, Edges, and Vertices Name _____

Key Concept and Vocabulary

Visual Model Rectangular Prism $F + V = E + 2$
 $6 + 8 = 12 + 2$
 $14 = 14$ ✓

Skill Examples

1. $F + V = E + 2$
 $5 + 5 = 8 + 2$

2. $F + V = E + 2$
 $4 + 4 = 6 + 2$

Application Example

3. How many vertices does an icosahedron have?
 $F + V = E + 2$
 $20 + V = 30 + 2$
 $V = 12$
 It has 12 vertices.

PRACTICE MAKES PURR-FECT™ Check your answers at bigIdeasMath.com.

Find the number of faces, edges, and vertices.

4. Triangular Prism $F = \underline{\quad}, E = \underline{\quad}, V = \underline{\quad}$

5. Pentagonal Prism $F = \underline{\quad}, E = \underline{\quad}, V = \underline{\quad}$

6. Octahedron $F = \underline{\quad}, E = \underline{\quad}, V = \underline{\quad}$

Find the missing number of faces, edges, or vertices.

7. Dodecahedron $F = 12, E = 30, V = \underline{\quad}$

8. Icosidodecahedron $F = \underline{\quad}, E = 60, V = 30$

9. Octagonal Prism $F = 10, E = \underline{\quad}, V = 16$

10. **SOCCER BALL** A soccer ball has the shape of a truncated icosahedron. It has 32 faces and 90 edges.

a. How many vertices does it have? _____

b. The vertices of an icosahedron are cut off to form the pentagons and hexagons seen on the soccer ball. How many of the faces are pentagons? _____

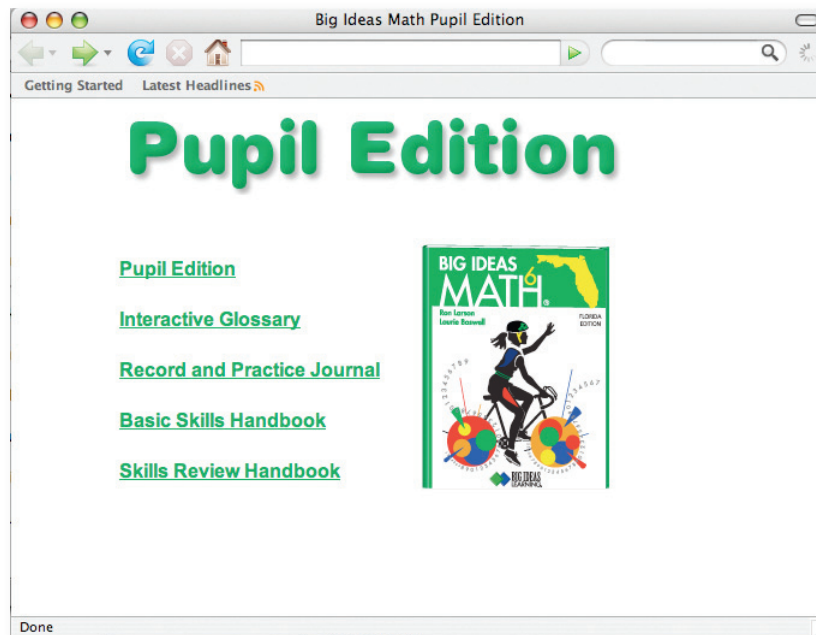
Copyright © Big Ideas Learning, LLC **Topic 12.1**

HOW TO ACCESS THE AUDIO IN THE STANDALONE PUPIL EDITION

Goal: To access audio in the *Standalone Pupil Edition*

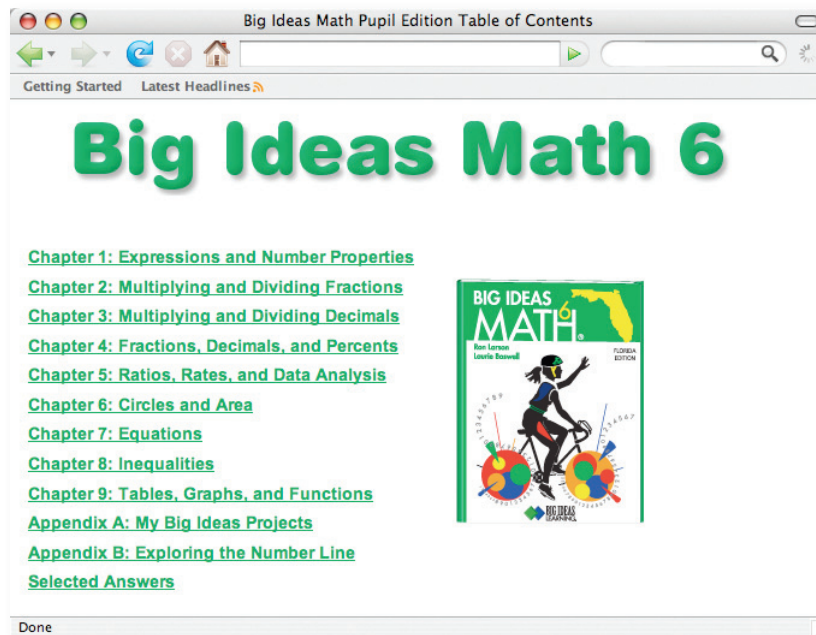
1

Start the *Standalone Pupil Edition*. The *Pupil Edition* and the *Interactive Glossary* offer audio capabilities.



2

Click **Pupil Edition**.



HOW TO ACCESS THE AUDIO IN THE STANDALONE PUPIL EDITION

3

Click **Chapter 4: Fractions, Decimals, and Percents** to access the table of contents for Chapter 4.

Big Ideas Math Pupil Edition Table of Contents

Getting Started Latest Headlines

Unit 2 Percents, Ratios, and Rates

Chapters 4 and 5

Fractions, Decimals, and Percents

	What You Learned Before	147
Section 4.1	Percents and Fractions	
	Activity	148
	Lesson	150
Section 4.2	Percents and Decimals	
	Activity	154
	Lesson	156
Section 4.3	Comparing and Ordering Fractions, Decimals, and Percents	
	Activity	160
	Lesson	162
	Study Help	166
	4.1-4.3 Quiz	167
Section 4.4	Finding the Percent of a Number	
	Activity	168
	Lesson	170
Section 4.5	Percents and Estimation	
	Activity	174
	Lesson	176
	4.4-4.5 Quiz	180
	Chapter Review	181
	Chapter Test	184
	Standardized Test Practice	185

"I love the cartoons. They are funny and they help me remember the math. I want to be a cartoonist some day."

Done

The table of contents features links to each of the following chapter components:

- Activities
- Lessons
- Exercises
- Study Help
- Quizzes
- Chapter Review
- Chapter Test
- Standardized Test Practice

On Your Own: Follow the steps to listen to the definition of absolute value.

- Start the *Standalone Pupil Edition*.
- Click **Interactive Glossary**.
- Click **English Glossary**.
- Click on the definition of absolute value.

The screenshot shows a web browser window titled "English Glossary". The page content includes a title "Glossary", an introductory paragraph, a list of additional resources, and a table of definitions with mathematical examples.

Glossary

This student friendly glossary is designed to be a reference for key vocabulary, properties, and mathematical terms. Several of the entries include a short example to aid your understanding of important concepts.

Also available at BigIdeasMath.com:

- multi-language glossary
- vocabulary flash cards

<p>absolute value The distance between a number and 0 on a number line. The absolute value of a number a is written as a.</p> $ -5 = 5$ $ 5 = 5$	<p>addend A number to be added to another number.</p> <p>2 or 3 in the sum $2 + 3$.</p>
<p>Addition Property of Equality If you add the same number to each side of an equation, the two sides remain equal.</p> $x - 4 = 5$ $\begin{array}{r} +4 \\ +4 \\ \hline x = 9 \end{array}$	<p>Addition Property of Inequality If you add the same number to each side of an inequality, the inequality remains true.</p> $x - 4 > 5$ $\begin{array}{r} +4 \\ +4 \\ \hline x > 9 \end{array}$
<p>Addition Property of Zero The sum of any number and 0 is that number.</p> $5 + 0 = 5$	<p>algebraic expression An expression that contains numbers, operations, and one or more variables.</p> $8 + x, 6 \times a - b$

Next Page Last Page

Done