

# Multiplying Decimals

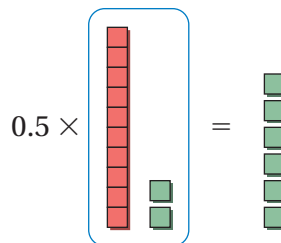
Name \_\_\_\_\_

## Key Concept and Vocabulary

Add the number of decimal points.



$$\begin{array}{r}
 1.2 \quad \leftarrow 1 \text{ decimal place} \\
 \times 0.5 \quad \leftarrow + 1 \text{ decimal place} \\
 \hline
 0.60 \quad \leftarrow 2 \text{ decimal places}
 \end{array}$$



"0.5 times" is the same as "one half of."

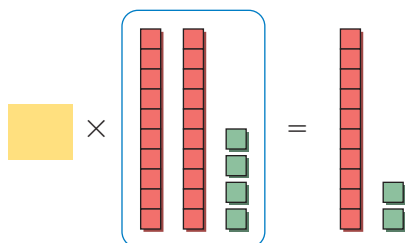


## PRACTICE MAKES PURR-FECT™

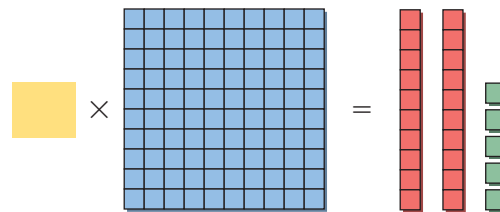
Check your answers at [BigIdeasMath.com](http://BigIdeasMath.com).

Write the decimal in   .

1.



2.



Multiply the decimals.

3.

$$\begin{array}{r}
 1.4 \\
 \times 0.5 \\
 \hline
 \text{[Yellow Box]}
 \end{array}$$

one-half of

4.

$$\begin{array}{r}
 350 \\
 \times 0.1 \\
 \hline
 \text{[Yellow Box]}
 \end{array}$$

one-tenth of

5.

$$\begin{array}{r}
 2.4 \\
 \times 0.25 \\
 \hline
 \text{[Yellow Box]} \\
 \hline
 \text{[Yellow Box]} \\
 \hline
 \text{[Yellow Box]}
 \end{array}$$

one-quarter of

6.

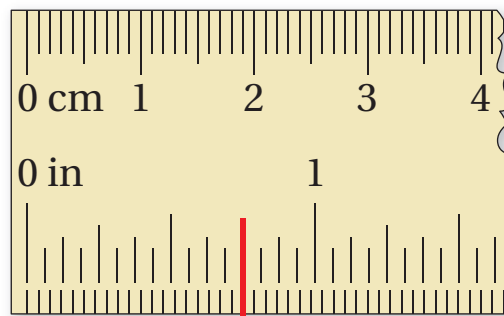
$$\begin{array}{r}
 50 \\
 \times 0.2 \\
 \hline
 \text{[Yellow Box]}
 \end{array}$$

one-fifth of

7. **CENTIMETERS** To change inches to centimeters, multiply by 2.54. Change three-quarters of an inch to centimeters.

$$\begin{array}{r}
 2.54 \quad \leftarrow \text{conversion factor} \\
 \times 0.75 \quad \leftarrow \text{three-quarters inch} \\
 \hline
 \text{[Yellow Box]} \\
 \hline
 \text{[Yellow Box]} \\
 \hline
 \text{[Yellow Box]}
 \end{array}$$

centimeters



0.75 in.