

Circle Graphs


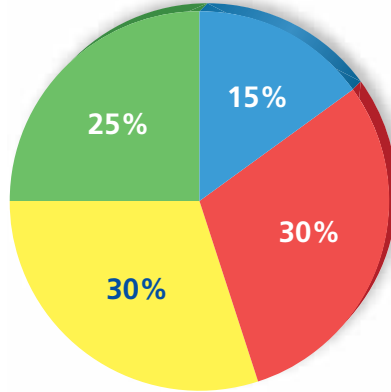
Name _____

Key Concept and Vocabulary



Ages of Students at a Middle School

- 11 years old
- 12 years old
- 13 years old
- 14 years old

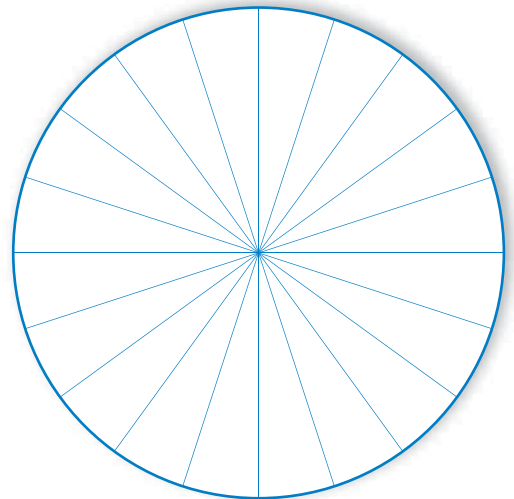



PRACTICE MAKES PURR-FECT™

Check your answers at BigIdeasMath.com.

- FAVORITE CLASS** Make a circle graph that shows the favorite class in middle school.

Language Arts:	5%
Math:	30%
Science:	20%
Social Studies:	15%
Physical Education:	10%
Art:	20%



- HAIR COLOR** Estimate the percent of the population with each hair color.



Red



Blond



Light Brown



Dark Brown



Black

