



Pictographs

Name _____

Key Concept and Vocabulary



PRACTICE MAKES PURR-FECT™

Check your answers at BigIdeasMath.com.

Use the pictograph at the right.

1. Which day had the most number of hot dogs sold?

Monday

2. Which day had the least number of hot dogs sold?

Thursday

3. Which days sold the same number of hot dogs?

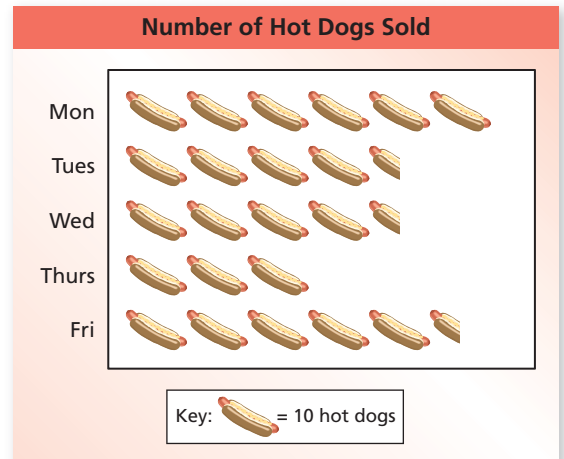
Tuesday and Wednesday

4. How many hot dogs were sold on each day?

Monday **60** Tuesday **45** Wednesday **45** Thursday **30** Friday **55**

5. Create a pictograph that shows the number of songs downloaded.

Number of Songs Downloaded	
Week	Songs
1	4
2	7
3	6
4	4



Number of Songs Downloaded

