



It's All About the Details

► **Materials:**










- Geometry game cards
- Pencil
- Paper

► **Directions:**

Play in groups of two. Students shuffle the geometry cards and place them face down on the table. A student turns over one card. Both students write as many details as possible about the figure (right angles, equal sides, etc.).

► **Who Wins?**

The student with the most correct details wins the round. Play continues until all cards are turned.

 <p>Square</p>	 <p>Isosceles Trapezoid</p>	 <p>Right Triangle</p>	 <p>Rhombus</p>	 <p>Kite</p>
 <p>Rectangle</p>	 <p>Isosceles Right Triangle</p>	 <p>Trapezoid</p>	 <p>Parallelogram</p>	

For more durable cards, cut cards into groups of four (2 on top, 2 on bottom) and glue onto index cards before cutting apart.